



Social Media Social Theatre

Creating educational digital content

MOBILITY OF YOUTH WORKERS
KA2 ERASMUS+ PROJECT

30. 6. - 8. 7. 2026, Brežice, Slovenia



ABOUT THE TRAINING COURSE

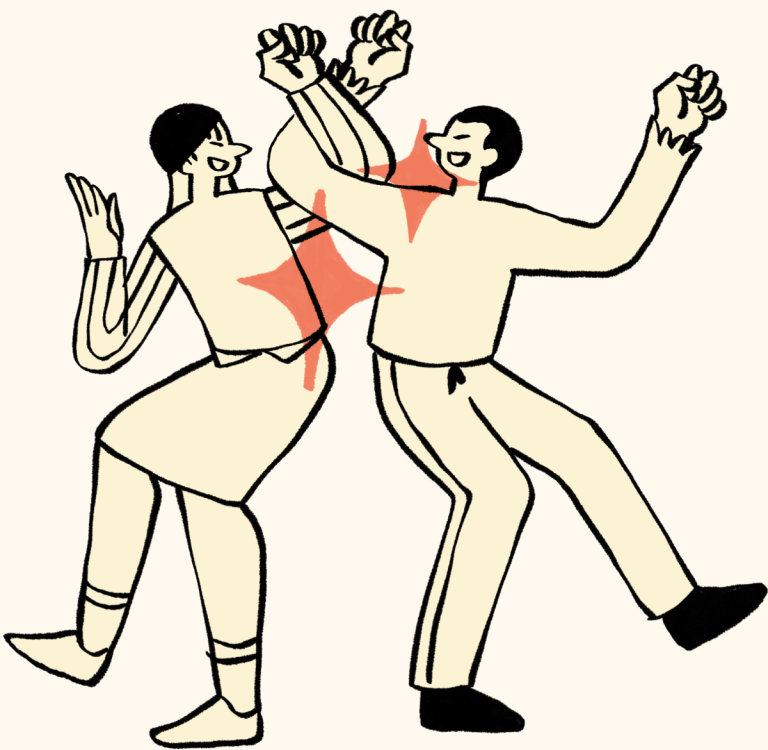


This project focuses on creating educational digital content through storytelling, theatre techniques, and audiovisual production. Participants will learn how to design, produce, and share impactful video and audio content that addresses social issues and supports youth learning.

By combining creative expression with practical media skills, the project aims to make youth work more engaging, promote values such as inclusion and active participation, and strengthen cooperation between organisations across Europe.

This Erasmus+ cooperation partnership project (KA2) is organized by :

- Association La Villa (France)
- Cirkus La Bulle / Association CIK (Slovenia)
- Lupa Grupo de Teatro (Portugal)





AIMS



To empower youth workers to create educational digital content using storytelling and creative methods.



To develop participants' skills in video and audio production, directing, and digital communication.



To strengthen collaboration between organisations through the co-creation of digital learning materials.



OBJECTIVES



- ✦ Introduce storytelling and performance techniques as tools for developing digital educational content.
- ✦ Build participants' skills in scriptwriting, storyboarding, filming, sound recording, and basic editing.

- ✦ Support participants in planning and producing short educational videos or audio pieces addressing social issues.
- ✦ Foster teamwork, creativity, and confidence in using digital media in youth work.

WHAT WILL YOU LEARN ?



Digital Content Creation

- How to plan, record, and edit short educational videos and audio content.
- Basics of directing and visual storytelling.
- How to structure clear and engaging learning messages.



Creative Communication

- How to use storytelling and theatre techniques to communicate ideas.
- How to adapt messages for digital platforms and audiences.



Professional Development

- Increased confidence in using digital tools in youth work.
- Improved teamwork, creativity, and communication skills.



PROGRAM



	Day 1	Day 2	Day 3	Day 4	Day 5	Day 6	Day 7	Day 8
	Breakfast							
9:30	Welcome!	"Guerrilla" Video	Visual Storytelling - Storyboarding	Video and Audio capture	Improv Theatre	Social Theatre & Social Media Project	Future Projects	Departure
11:00	Coffee-Break							
11:30	YouthPass & Expectations & Rules	"Guerrilla" Video: Presentations + Discussion	Visual Storytelling - screenwriting	Video and Audio edit	Improv Theatre	Social Theatre & Social Media Project	NGO Fair and Multiplier	Departure
13:00	Lunch							
15:00	Team Building	Storytelling	Storytelling for acting	Free	Short Video Directing	Social Theatre & Social Media Project	Memes for Dissemination	Departure
16:30	Coffee-Break							
17:00	Sociometry	Storytelling	Storytelling for acting	Free	Presentations + Discussion	Presentations	Evaluations	
18:30	Reflection Time							
19:00	Dinner							
21:00	Intercultural Bazar	Sharing is Caring	Sharing is Caring	Rest	To discuss	To discuss	Farewell Party	

THE TRAINERS



José Branco, from Portugal, has been informal since his teeth began to grow. He tried to divert his destiny, dedicating years of his life to Engineering, which, a handful of years later, he let go of like a soap bubble. Today, as an educator, actor, and narrator, he walks his path through non-formal education, arm in arm with young people and adults, believing that “the art of education” and “education through art” are, after all, twin sisters.

José Pedro Alfaiate is a teacher who transitioned from formal schools to training centres, focusing on non-formal education in Citizenship and Multimedia. He has produced independent music albums, EPs, and demos—many of which received airplay on radio, TV, and online—and worked on short films handling sound, editing, and soundtracks. Since 2010, he has been involved in theatre as an actor and producer, and since 2014, he has been part of LUPA, a Social Intervention Theatre Group in Lisbon, working with local communities and at-risk groups.





PROFILE OF PARTICIPANTS



- ◆ The training course will bring together **18 participants from three partner countries.**
- ◆ The project targets **youth workers, trainers, coordinators, and facilitators** from all fields of non-formal education who want to improve the quality of their programs and are motivated to learn new creative tools to support youngsters.
- ◆ We are looking for youth workers or youth leaders **over the age of 18 with a good level of English**, who are willing and **committed to actively participate** in all sessions (approximately 8 hours per day).





PARTICIPANT REQUIREMENTS



- ◆ All participants must be **residents of the sending country**.
- ◆ The sending organization should take care for gender diversity.
- ◆ Participants must be over the age of 18.
- ◆ Participants should be **willing to share their knowledge with colleagues and young people** after the training.
- ◆ Participants should be **interested in** developing follow-up international projects and **promoting the Erasmus+ program**.



WHAT WE OFFER

Thanks to the financial support of the Erasmus+ Program, we provide :

- A unique **learning opportunity**
- **Food and accommodation** during the training course.
- **Travel cost reimbursement** after the end of the training course, up to a fixed limit, depending on the sending country.

PARTICIPATING COUNTRIES


COUNTRY	NB OF PARTICIPANTS
Slovenia	6
Portugal	6
France	6

TRAVEL COST

SLOVENIA	PORTUGAL, FRANCE
180 EUR	320 EUR



TRAVEL COST REIMBURSEMENT



- ★ Travel costs will be **reimbursed to you or your organization AFTER the project**, and the process might take some time.
- ★ When purchasing tickets, please note that there is a **fixed maximum amount reimbursable** for your individual trip costs.
- ★ This amount, calculated using the European distance calculator, **covers round-trip travel from your home to Brežice**.
- ★ Participants are responsible for any travel costs above the maximum reimbursable amount.

IMPORTANT: Once you book your trip, **LATEST TILL 30.5.2026** please send your arrival and departure time to **cirkuslabulleinfo@gmail.com**



CONDITIONS FOR REIMBURSEMENT



IMPORTANT: To receive reimbursement, participants must :

- ★ **Submit all original invoices, tickets, and boarding passes,** showing your full name, travel dates, departure and arrival locations, and the price. **WITHOUT THESE DOCUMENTS WE WON'T BE ABLE TO REIMBURSE YOU.**
- ★ **Complete the Erasmus+ survey,** which you will be invited to fill out on the last day of the workshop. Completing it promptly ensures your reimbursement is not delayed.
- ★ **Carry out follow-up activities.** To create maximum impact, you are expected to lead a workshop for your local community and do a social media posts on your profile or your organizations profile.

Failure to participating in a minimum of 90% of the content sessions or inappropriate behaviour might resolve in reimbursement not being given to the participant or even withdrawal from the course with a notice provided to the sending organization.



THE VENUE: BREŽICE, SLOVENIA

The Training Course will take place in **Brežice**, a charming town in eastern Slovenia near the Croatian border.

Our venue, **MC Hostel Brežice**, is located in a green and peaceful area, just a short walk from the city center.

In the reception there is a tourist information point, which provides all the information on local attractions.

You can find more information about the venue here:
[MC Hostel Brežice](#)

The address is: MC Hostel Brežice, Gubčeva 10a p.p. 29, 8250 Brežice



LIVING

Participants will be accommodated in **rooms with up to 4 beds**, with WiFi access available. Laundry facilities and a shared kitchen are also provided.

The hostel features a sunny roof terrace overlooking the castle and the city park — a perfect place for participants to relax and enjoy the view.



EATING

Meals will be provided at the hostel, starting with dinner on 30th of June. On 8th of July, breakfast is also included.

Breakfast is served buffet-style, allowing you to choose what you like. Lunch and dinner will consist of a shared hot dish, prepared to accommodate everyone's dietary needs.

You can make our tea breaks more interesting! **Bring a food item from your village, city, family, community, region, or country to share with the others.**



ARRIVAL AND DEPARTURE

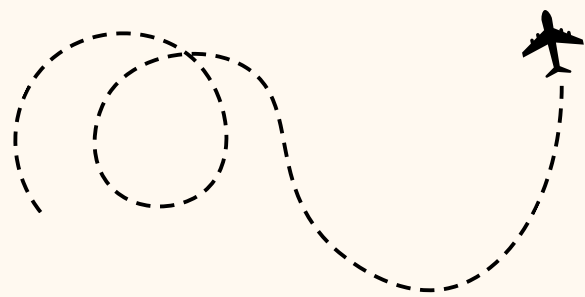


The arrival day is **30th of June** and the departure day **8th of July 2026**.


Once you book your trip, LATEST TILL 30.5.2026 **please send your arrival and departure time** to cirkuslabulleinfo@gmail.com

All participants **have to arrive on the arrival day** to the venue **and stay till the departure day**, if you will arrive later or depart sooner, we won't be able to accept you on the project.

If you plan to come a bit before or leave a bit after the project, please contact us before booking your tickets. You are allowed to **arrive maximum two days before** the project starts and **leave two days after** projects finishes. If you will come/stay longer than that we won't be able to reimburse you.



HOW TO GET THERE



BY PLANE



The address is: MC Hostel Brežice, Gubčeva 10a p.p. 29, 8250 Brežice


Flying to Ljubljana, Zagreb, Trieste, Venice, Treviso, Klagenfurt or Graz.

There are **affordable flights from all over Europe** to these airports. Check Ryanair, Volotea, Easyjet but you can also look other website like Momondo, Skyscanner, Opodo, Kayak or Expedia.

From any airport you can take a **Go Opti shuttle** <https://www.goopti.com/en> which will bring you directly to the venue.

- You have to **write the exact address** of the venue : MC Hostel Brežice, Gubčeva 10a p.p. 29, 8250 Brežice.
- If you use our **discount code**, it will make your travel 5 EUR cheaper. The code is **RFLILWSRF4S8** you have to enter it under field discount code.

HOW TO GET THERE



BY BUS OR TRAIN



From your country or from the airport you can get to Brežice **by train** via Zidani Most.

Check the best prices and all the options on <https://potniski.sz.si/en/>

Usually, the cheapest **buses** are the Flixbus, Ouibus or Blablabus ones but you can find cheap Eurolines buses as well.

Here are some useful links:

- Slovenian train station: <https://potniski.sz.si/en/>
- Slovenian bus station: <https://www.ap-ljubljana.si/en>
- Buses to Brežice: <https://www.nomago.si/avtobusne-vozovnice/vozni-red>
- Trains from Zagreb to Brežice: <https://int.bahn.de/en>

HOW TO GET THERE



- How do I come **from Brežice train station to the hostel?**
- **Walk** 30 minutes to Gubčeva 10a
- Take a **local bus**:
 - Here is the timetable <https://www.nomago.si/avtobusne-vozovnice/vozni-red> .
 - To get the timetable, write under “vstopna postaja” BREŽICE ŽP and under “izstopna postaja” BREŽICE MARKET.
 - From the market, it is a 7 minutes walk to the hostel brežice <https://goo.gl/maps/s8hFCRx7XpeVhBtAA> .
- Call a **taxi**: +386 31 677 400. We suggest to book them in advance as they are not always available.



TRAVEL TIPS



To ensure a smooth reimbursement process and avoid misunderstandings, we advise you to:

- Book all travel in advance using **economy class tickets**. 1st class tickets are not reimbursed. Choose the cheapest route to the project venue and back home.
- Travel together with participants from your country whenever possible (same plane, bus, or train) — this makes the process easier for you and your sending organization.
- **Taxi rides can only be reimbursed in special cases and must be approved in advance.**
- **Car travel is not refundable.**
- If you have any doubt, please contact the coordinator before booking tickets.

LANGUAGE TIP: THE ONLINE LANGUAGE SUPPORT (OLS)

The Online Language Support (OLS) is designed to help Erasmus+ participants improve their knowledge of the language in which they will work, study or volunteer abroad so that they can make the most out of this experience. As the lack of language skills remains one of the main barriers to the participation in European education, training and youth mobility opportunities, OLS makes language support accessible in a flexible and easy way.

Check OLS out [HERE](#).



PRACTICALITIES



Travel and Health Insurance

It is mandatory to have a valid travel and medical insurance (**European Health Insurance Card**) during your travel.

The host organization will not cover any personal health insurance for participants.

Obtaining a health insurance in case of accident, serious illness (including permanent or temporary incapacity) and death (including repatriation) as well as the travel insurance (including damage or loss of luggage) **is the participant own responsibility.**

We strongly recommend it.

Please ask your sending coordinator if you have any doubt.

WHAT TO BRING?

- Towel
- Toiletries
- Swimming suite (there is a river near by and also Terme Čatež a fun swimming complex)
- Comfortable clothes
- Warm clothes
- Earplugs (if you are sensitive to snoring)
- Insurance card, passport
- Games to play in the evening, musical instruments if you like
- **Typical snacks or drinks from your country:** We'll have the opportunity to discover food one another's cultures and national delicacies during multi-cultural coffee breaks.

HOW TO APPLY?

Deadline for applications is 25th of may 2026.

Once you are selected your sending organization will give you the link to our
information form.

Deadline for buying the tickets to the project is 30th of May 2026!

For any questions related to the application, please contact us at
cirkuslabulleinfo@gmail.com.